


Income & Expenditure 2022-2023

Certificate of Registration of Societies

Act XXI of 1860
S. No. 133 of 1966

I hereby certify that THE
SOURASHTRA COLLEGE COUNCIL,
MADURAI has this day been registered under
the Societies Registration Act XXI of 1860 as
amended by Madras Act XXIV of 1954.

Given under my hand at Madurai, this
Twenty fourth day of SEPTEMBER one
thousand nine hundred and Sixty Six.



(Sd.)
Registrar of Assurances.
Madurai District.


SOURASHTRA COLLEGE COUNCIL, MADURAI.
INCOME AND EXPENDITURE ACCOUNT FOR THE YEAR ENDED 31.03.2023

Year Ended 31.03.2022 Rs. P.	Expenditure	Year Ended 31.03.2023 Rs. P.
1,18,000.00	To Audit Fees & Other Fees	1,18,000.00
0.00	To Advertisement	18,215.00
7,59,219.00	To Building Maintenance	1,04,22,408.00
9,000.00	To Court and Legal Fees	1,95,000.00
25,98,848.87	To Depreciation	27,30,341.90
0.00	To Election Expenses	17,00,682.00
	To Excess of Expenditure over Income	
37,51,278.04	from Sourashtra College Account	34,56,556.32
11,24,454.45	To Excess of Expenditure over Income from S.F.A/c.	0.00
952.01	To Excess of Expenditure over Income from WC A/c.	0.00
1,38,801.00	To Fees Scholarship (SETN)	6,61,622.00
63,088.00	To General Body Meeting Expenses	16,274.00
0.00	To Honorarium	22,750.00
0.00	To Medal Expenses	1,00,000.00
1,83,477.80	To Miscellaneous Expenses	3,24,511.48
96,619.00	To Motor Vehicle Maintenance Expenses (As per schedule A)	9,74,549.60
0.00	To TA/DA Expenses	3,387.00
20,34,206.90	To Excess of Expenditure over income a/c.	80,71,649.95

1,08,77,945.07

2,88,15,947.25

Place: Madurai
Date : 18.08.2023


P.K. MOTHILAL
PRESIDENT


D.R. KUMARESH
SECRETARY

SOURASHTRA COLLEGE COUNCIL, MADURAI.
INCOME AND EXPENDITURE ACCOUNT FOR THE YEAR ENDED 31.03.2023

Year Ended 31.03.2022 Rs. P.	Income	Year Ended 31.03.2023 Rs. P.
0.00	By CB Building Rent A/c.	14,28,901.00
1,02,829.00	By Interest on S.B. A/c.	1,11,929.01
61,67,234.00	By Interest Receipts	66,06,707.00
5,767.00	By Interest on EB Deposit	14,371.00
7,532.00	By Lab Fees	30,080.00
62,880.86	By Miscellaneous Receipts	16,89,763.32
23,61,500.00	By Students General Charges	16,26,000.00
1,65,136.00	By Donation	23,40,236.00
0.00	By Election Receipts	17,490.00
0.00	By Bus Fees Collection	2,39,300.00
0.00	By Excess of Income Over Expenditue (WC A/c.)	28,74,579.12
20,05,066.21	By Excess of Income Over Expenditue (Autonomous Examination Fee A/c)	29,82,361.07
0.00	Excess of Income Over Expenditure (SF A/c.)	88,54,229.73

1,08,77,945.07

R.R. Baskar

R.R. BASKAR
TREASURER

2,88,15,947.25



As per my report of even date

B.R. Chandrasekaran

(B.R.CHANDRASEKARAN)
CHARTERED ACCOUNTANT

SOURASHTRA COLLEGE COUNCIL, MADURAI - 625 004.

SCHEDULE IV - SCHEDULE TO FIXED ASSETS AS AT 31st march 2023

BUILDING	COST AT 01.04.2022	ADDITIONS DURING THE YEAR	LESS: DURING THE YEAR	ACTUAL COST	RATE	DEPN. UPTO 31.03.2022	W.D.V. AS AT 01.04.2022	DEPN. FOR THE YEAR	DEPN. UPTO 31.03.2023	W.D.V. UPTO 31.03.2023
1	2	3	4	5	6	7	8	(6X8)9	(7+9)10	(8-9)11
HOSTEL BUILDING	552990.49	0.00	0.00	552990.49	5%	494908.70	58081.79	2904.09	497812.79	55177.70
PUC MAIN BLOCK BUILDING	846163.61	0.00	0.00	846163.61	5%	612590.53	233573.08	11678.65	624269.18	221894.43
LABORATORY BUILDING	395946.19	0.00	0.00	395946.19	5%	355235.75	40710.44	2035.52	357271.27	38674.92
LIBRARY BUILDING	269978.49	0.00	0.00	269978.49	5%	236128.13	33850.36	1692.52	237820.65	32157.84
NON-RESIDENTIAL STUDENTS C	197526.12	0.00	0.00	197526.12	5%	170436.39	27089.73	1354.49	171790.88	25735.24
CANTEEN BUILDING	32162.58	0.00	0.00	32162.58	5%	27862.89	4299.69	214.98	28077.87	4084.71
ELECTRICITY BUNK ROOM	1006.07	0.00	0.00	1006.07	5%	911.67	94.40	4.72	916.39	89.68
SANITARY FITTINGS	11896.77	0.00	0.00	11896.77	5%	11417.78	478.99	23.95	11441.73	455.04
DEGREE BLOCK	526760.10	0.00	0.00	526760.10	5%	379167.84	147592.26	7379.61	386547.45	140212.65
GAMES CUM STORE ROOM	41880.00	0.00	0.00	41880.00	5%	35916.44	5963.56	298.18	36214.62	5665.38
CYCLE SHED & SCOOTER SHED	61542.14	0.00	0.00	61542.14	10%	58951.46	2590.68	259.07	59210.53	2331.61
ARCH	58017.08	0.00	0.00	58017.08	5%	49610.95	8406.13	420.31	50031.26	7985.82
APPROACH ROAD	146521.42	0.00	0.00	146521.42	5%	127183.17	19338.25	966.91	128150.08	18371.34
STORE ROOM	58359.09	0.00	0.00	58359.09	5%	49611.59	8747.50	437.38	50048.97	8310.12
NEW CANTEEN BUILDING	495557.44	0.00	0.00	495557.44	5%	224061.61	271495.83	13574.79	237636.40	257921.04
P.G.BUILDING	708181.22	0.00	0.00	708181.22	5%	581975.47	126205.75	6310.29	588285.76	119895.46
STUDENTS AMENITIES CEMENT BENCHES AND WATER TANK	20670.00	0.00	0.00	20670.00	5%	17237.17	3432.83	171.64	17408.81	3261.19
CHEMISTRY LAB EXPANSION	141013.17	0.00	0.00	141013.17	5%	117484.87	23528.30	1176.42	118661.29	22351.88
COMPUTER SCIENCE BUILDING & ADDITIONAL CONSTRUCTION	2967773.98	0.00	0.00	2967773.98	5%	2095011.55	872762.43	43638.12	2138649.67	829124.31
G.L.R.GROUND LEVEL RESERVOIR WATER TANK	468634.19	0.00	0.00	468634.19	5%	278004.21	190629.98	9531.50	287535.71	181098.48
TOILET NEAR MAIN BUILDING & STAFF 'TOILET & MBA TOILET & MCA TOILET	356875.51	0.00	0.00	356875.51	5%	244028.31	112847.20	5642.36	249670.67	107204.84
SILVER JUBILEE BUILDING GROUND AND FIRST FLOOR	2804073.38	0.00	0.00	2804073.38	5%	1796817.14	1007256.24	50362.81	1847179.95	956893.43
GIRLS REST ROOM & WATCHMA	1241409.45	0.00	0.00	1241409.45	5%	616863.55	624545.90	31227.30	648090.85	593318.60
GENERATOR ROOM BUILDING	266871.95	0.00	0.00	266871.95	5%	167336.28	99535.67	4976.78	172313.06	94558.89
M.SC.BIO-CHEMISTRY BUILDING	590299.35	0.00	0.00	590299.35	5%	394514.24	195785.11	9789.26	404303.50	185995.85
B.SC.TEXTILE BUILDING	22022.20	0.00	0.00	22022.20	5%	15590.56	6431.64	321.58	15912.14	6110.06
B.SC.TEXTILE STORE ROOM	101737.45	0.00	0.00	101737.45	5%	71985.12	29752.33	1487.62	73472.74	28264.71
B.SC.BIO-CHEMISTRY ADDITIONA	534662.05	0.00	0.00	534662.05	5%	357514.37	177147.68	8857.38	366371.75	168290.30
	13920531.49	0.00	0.00	13920531.49		9588357.74	4332173.75	216738.23	9805095.97	4115435.52

BUILDING	COST AT 01.04.2022	ADDITIONS DURING THE YEAR	LESS: DURING THE YEAR	ACTUAL COST	RATE	DEPN. UPTO 31.03.2022	W.D.V. AS AT 01.04.2022	DEPN. FOR THE YEAR (6X8)9	DEPN. UPTO 31.03.2023 (7+9)10	W.D.V. UPTO 31.03.2023 (8-9)11
1	2	3	4	5	6	7	8	(6X8)9	(7+9)10	(8-9)11
UGC BUILDING ADDITION & ALTRATION A/C & TOILET MICRO BIOLOGY CLASS	1354249.60	0.00	0.00	1354249.60	5%	937440.00	416809.60	20840.48	958280.48	395969.12
ROOM & TOILET BUILDINGS	202961.75	0.00	0.00	202961.75	5%	128879.91	74081.84	3704.09	132584.00	70377.75
MICRO BIOLOGY LAB BUILDING	344790.55	0.00	0.00	344790.55	5%	238108.07	106682.48	5334.12	243442.19	101348.36
COMPOUND WALL	1726167.90	0.00	0.00	1726167.90	5%	1062079.83	664088.07	33204.40	1095284.23	630883.67
MSC BIO LAB BUILDING	108163.80	0.00	0.00	108163.80	5%	74415.55	33748.25	1687.41	76102.96	32060.84
B.SC.TEXTILE LAB BUILDING	73809.95	0.00	0.00	73809.95	5%	52258.26	21551.69	1077.58	53335.84	20474.11
WOMEN'S COLLEGE BUILDING ATTACHED STORE ROOM (CONVERTED TO CANTEEN), WOMEN'S REST ROOM & STORE SHED.	6878117.70	0.00	0.00	6878117.70	5%	4671741.94	2206375.76	110318.79	4782060.73	2096056.97
CAR SHED A/c.	45818.00	0.00	0.00	45818.00	10%	41305.98	4512.02	451.20	41757.18	4060.82
MCA BUILDING NORTH BLOCK & TOILET IN LAB A/c.	4279670.05	0.00	0.00	4279670.05	5%	2564004.51	1715665.54	85783.28	2649787.79	1629882.26
WOMEN'S COLLEGE LAB BUILDING	4397319.75	0.00	0.00	4397319.75	5%	2754935.08	1642384.67	82119.23	2837054.31	1560265.44
WOMEN'S COLLEGE "DIAS" (STAGE) BUILDING CONVERTED TO POWER ROOM NEAR GENERATOR	890575.50	0.00	0.00	890575.50	5%	460890.55	429684.95	21484.25	482374.80	408200.70
WOMEN'S COLLEGE TOILET BLOCK BUILDING	206089.00	0.00	0.00	206089.00	5%	120731.19	85357.81	4267.89	124999.08	81089.92
& TOILET IN LAB A/c.	608253.00	0.00	0.00	608253.00	5%	393497.59	214755.41	10737.77	404235.36	204017.64
WOMEN'S COLLEGE PRINCIPAL BLDG	592470.85	0.00	0.00	592470.85	5%	369735.52	222735.33	11136.77	380872.29	211598.56
B.Sc. CATERING TECHNOLOGY BLDG	2898008.50	0.00	0.00	2898008.50	5%	1741488.55	1156519.95	57826.00	1799314.55	1098693.95
BIO TECHNOLOGY LAB BUILDING	2996396.30	0.00	0.00	2996396.30	5%	1798760.64	1197635.66	59881.78	1858642.42	1137753.88
WOMEN'S COLLEGE PHYSICS LAB	4588978.60	0.00	0.00	4588978.60	5%	2630101.17	1958877.43	97943.87	2728045.04	1860933.56
HOSTEL BUILDING NEW NEAR HOTEL MANAGEMENT BUILDING	5271882.80	0.00	0.00	5271882.80	5%	2800701.68	2471181.12	123559.06	2924260.74	2347622.06
WOMEN'S HOSTEL BUILDING A/c. & 1ST FLOOR, TOILET & ADDITIONAL TOILET	4697500.85	0.00	0.00	4697500.85	5%	2162746.48	2534754.37	126737.72	2289484.20	2408016.65
NEW AUDITORIUM BUILDING	11972621.00	0.00	0.00	11972621.00	5%	5954040.29	6018580.71	300929.04	6254969.33	5717651.67
WOMEN'S HOSTEL CONSTRUCTION	725000.00	0.00	0.00	725000.00	5%	389113.85	335886.15	16794.31	405908.16	319091.84
BUS CREW SHED	481564.00	0.00	0.00	481564.00	5%	207146.82	274417.18	13720.86	220867.68	260696.32
ALUMNI BUILDING	3152384.00	0.00	0.00	3152384.00	5%	1234333.06	1918050.94	95902.55	1330235.61	1822148.39
CANARA BANK BUILDING	2898944.00	0.00	0.00	2898944.00	5%	925114.30	1973829.70	98691.49	1023805.79	1875138.21
UGC WOMEN'S HOSTEL BUILDING	3694933.00	0.00	0.00	3694933.00	5%	1046720.35	2648212.65	132410.63	1179130.98	2515802.02
	65086670.45	0.00	0.00	65086670.45	0.00	34760291.17	30326379.28	1516544.57	36276835.74	28809834.71

BUILDING	COST AT 01.04.2022	ADDITIONS DURING THE YEAR	LESS: DURING THE YEAR	ACTUAL COST	RATE	DEPN. UPTO 31.03.2022	W.D.V. AS AT 01.04.2022	DEPN. FOR THE YEAR	DEPN. UPTO 31.03.2023	W.D.V. UPTO 31.03.2023
1	2	3	4	5	6	7	8	(6X8)9	(7+9)10	(8-9)11
UGC DEVELOPMENT OF SPORTS INFRASTRUCTURE	85500.00	0.00	0.00	85500.00	5%	25792.16	59707.84	2985.39	28777.55	56722.45
NEW CANTEEN BUILDING 2	866105.00	0.00	0.00	866105.00	5%	212683.86	653421.14	32671.06	245354.92	620750.08
Meditation Building	590241.00	0.00	0.00	590241.00	5%	84183.13	506057.87	25302.89	109486.02	480754.98
	1541846.00	0.00	0.00	1541846.00	0.00	322659.15	1219186.85	60959.34	383618.49	1158227.51
	13920531.49	0.00	0.00	13920531.49		9588357.74	4332173.75	216738.23	9805095.97	4115435.52
	65086670.45	0.00	0.00	65086670.45	0.00	34760291.17	30326379.28	1516544.57	36276835.74	28809834.71
TOTAL	80549047.94	0.00	0.00	80549047.94	0.00	44671308.06	35877739.88	1794242.14	46465550.20	34083497.74
SCHEDULE NO:IV										
ELECTRICAL INSTALLATION:										
GENERAL	395758.14	0.00	0.00	395758.14	10%	307463.52	88294.62	8829.46	316292.98	79465.16
PUC MAIN BLOCK	26017.15	0.00	0.00	26017.15	10%	25466.91	550.24	55.02	25521.93	495.22
SILVER JUBILEE BUILDING	44746.00	0.00	0.00	44746.00	10%	33716.77	11029.23	1102.92	34819.69	9926.31
LIBRARY BUILDING	29744.77	0.00	0.00	29744.77	10%	29388.66	356.11	35.61	29424.27	320.50
UGC BUILDING	9848.00	0.00	0.00	9848.00	10%	9182.86	665.14	66.51	9249.37	598.63
LABORATORY BUILDING	16778.79	0.00	0.00	16778.79	10%	16692.39	86.40	8.64	16701.03	77.76
HOSTEL BUILDING	71614.83	0.00	0.00	71614.83	10%	69387.29	2227.54	222.75	69610.04	2004.79
DEGREE BUILDING	7714.40	0.00	0.00	7714.40	10%	7659.84	54.56	5.46	7665.30	49.10
INTERCOM	143051.00	0.00	0.00	143051.00	10%	123726.93	19324.07	1932.41	125659.34	17391.66
TOTAL	745273.08	0.00	0.00	745273.08		622685.17	122587.91	12258.78	634943.95	110329.13

BUILDING	COST AT	ADDITIONS	LESS:	ACTUAL		DEPN.	W.D.V.	DEPN.	DEPN.	W.D.V.
	01.04.2022	DURING	DURING	COST	RATE	UPTO	AS AT	FOR	UPTO	UPTO
		THE YEAR	THE YEAR			31.03.2022	01.04.2022	THE YEAR	31.03.2023	31.03.2023
1	2	3	4	5	6	7	8	(6X8)9	(7+9)10	(8-9)11
SCHEDULE NO:IV										
FURNITURE & EQUIPMENTS										
CLASSROOM & OTHER FURNITU	1207132.32	0.00	0.00	1207132.32	15%	1147461.28	59671.04	8950.66	1156411.94	50720.38
HOSTEL FURNITURE	499339.47	0.00	0.00	499339.47	15%	454592.61	44746.86	6712.03	461304.64	38034.83
LIBRARY FURNITURE	34367.00	0.00	0.00	34367.00	15%	34332.21	34.79	5.22	34337.43	29.57
GAMESROOM FURNITURE	5503.55	0.00	0.00	5503.55	15%	5490.87	12.68	1.90	5492.77	10.78
OFFICE EQUIPMENT	250891.68	0.00	0.00	250891.68	15%	245636.72	5254.96	788.24	246424.96	4466.72
LABORATORY EQUIPMENT	280453.86	0.00	0.00	280453.86	15%	278913.51	1540.35	231.05	279144.56	1309.30
STOREROOM EQUIPMENT	492.10	0.00	0.00	492.10	15%	491.94	0.16	0.02	491.96	0.14
HOSTEL EQUIPMENT	5737.22	0.00	0.00	5737.22	15%	5732.41	4.81	0.72	5733.13	4.09
AUDIO VISUAL EQUIPMENT	16354.29	0.00	0.00	16354.29	15%	16330.35	23.94	3.59	16333.94	20.35
TOTAL	2300271.49	0.00	0.00	2300271.49		2188981.90	111289.59	16693.43	2205675.33	94596.16
SCHEDULE NO:IV										
VEHICLE										
BUS 1155	366277.00	0.00	0.00	366277.00	30%	366227.88	49.12	Bus Sold		
HERO HONDA 1182	16357.92	0.00	0.00	16357.92	20%	16353.67	4.25	0.85	16354.52	3.40
BUS NO.5566	243513.40	0.00	0.00	243513.40	30%	243456.75	56.65	Bus Sold		
BUS NO.9797	200344.00	0.00	0.00	200344.00	30%	200245.59	98.41			
BUS NO.7475	407437.00	0.00	0.00	407437.00	30%	407209.43	227.57			
BUS NO.TN63A 9990	425000.00	0.00	0.00	425000.00	30%	424660.88	339.12			
BUS NO.TN49D 2310	410350.00	0.00	0.00	410350.00	30%	409815.42	534.58			
BUS NO.TN47D 0199	326250.00	0.00	0.00	326250.00	30%	325718.74	531.26			
BUS NO.TN49D 9515	404257.00	0.00	0.00	404257.00	30%	403593.17	663.83			
BUS NO.TN23S 9977	570136.00	0.00	0.00	570136.00	30%	566849.23	3286.77			
BUS NO.TN49J 0277	526870.00	0.00	0.00	526870.00	30%	523296.65	3573.35			
BUS NO.TN65C 4710	430000.00	0.00	0.00	430000.00	30%	427083.64	2916.36			
BUS NO.TN48A 9192	393366.00	0.00	0.00	393366.00	30%	387921.31	5444.69			
BUS NO.TN67E 6696	852267.00	0.00	0.00	852267.00	30%	835414.90	16852.10			
CAR NO.GRAND 110 MAGNA 1.1 (N	622218.00	0.00	0.00	622218.00	15%	437709.33	184508.67			
BUS NO.TN58 BB 5842	1832177.93	0.00	0.00	1832177.93	30%	1203740.90	628437.03			
BUS NO.TN58 BB 5878	1832177.93	0.00	0.00	1832177.93	30%	1203740.90	628437.03	188531.11	1392272.01	439905.92
BUS NO.TN41X7699	350000.00	0.00	0.00	350000.00	30%	229950.00	120050.00	36015.00	265965.00	84035.00
Car - Mahindra MARAZZOM	0.00	1535297.00	0.00	1535297.00	30%	0.00	1535297.00	460589.10	460589.10	1074707.90
TOTAL	10208999.18	1535297.00	0.00	11744296.18	0.00	8612988.39	3131307.79	873667.17	3527452.64	2038558.14
Less : Buses sold	6178285.40	0.00	0.00	6178285.40	0.00	5959202.92	219082.48	0.00	0.00	0.00
	4030713.78	1535297.00	0.00	5566010.78	0.00	2650785.47	2912225.31	873667.17	3527452.64	2038558.14

BUILDING	COST AT 01.04.2022	ADDITIONS DURING THE YEAR	LESS: DURING THE YEAR	ACTUAL COST	RATE	DEPN. UPTO 31.03.2022	W.D.V. AS AT 01.04.2022	DEPN. FOR THE YEAR (6X8)9	DEPN. UPTO 31.03.2023 (7+9)10	W.D.V. UPTO 31.03.2023 (8-9)11
1	2	3	4	5	6	7	8	(6X8)9	(7+9)10	(8-9)11
SCHEDULE NO:4										
MACHINERY										
SOFTENIZER OF 500 LITRES ONE UNIT										
& FURLINE 4L A/c.	27225.00	0.00	0.00	27225.00	15%	26462.60	762.40	114.36	26576.96	648.04
GENERATOR	1369335.00	0.00	0.00	1369335.00	15%	1234018.12	135316.88	20297.53	1254315.65	115019.35
COUNTER FEIT MONEY DISERNER										
LENSE MODEL	1750.00	0.00	0.00	1750.00	15%	1692.35	57.65	8.65	1701.00	49.00
FAX MACHINE (FAX KXFT63 BX)	11100.00	0.00	0.00	11100.00	15%	10631.81	468.19	70.23	10702.04	397.96
T.D.S.METRE (WATER TESTING M)	3333.00	0.00	0.00	3333.00	15%	3167.62	165.38	24.81	3192.43	140.57
AQUATECH WATER TREATMENT PLANT										
MACHINERY A/c.	190902.00	0.00	0.00	190902.00	15%	167587.72	23314.28	3497.14	171084.86	19817.14
A/c.MACHINE	133205.00	0.00	0.00	133205.00	15%	110914.05	22290.95	3343.64	114257.69	18947.31
TOTAL	1736850.00	0.00	0.00	1736850.00		1554474.27	182375.73	27356.36	1581830.63	155019.37
ABSTRACT										
NATURE OF ASSETS										
BUILDINGS	80549047.94	0.00	0.00	80549047.94		44671308.06	35877739.88	1794242.14	46465550.20	34083497.74
ELECTRICAL & INSTALLATION	745273.08	0.00	0.00	745273.08		622685.17	122587.91	12258.78	634943.95	110329.13
FURNITURE & EQUIPMENTS	2300271.49	0.00	0.00	2300271.49		2188981.90	111289.59	16693.43	2205675.33	94596.16
VEHICLES	4030713.78	1535297.00	0.00	5566010.78		2653785.47	2912225.31	873667.17	3527452.64	2038558.14
OTHER ASSETS	842625.72	0.00	0.00	842625.72		801445.95	41179.77	6124.02	807569.97	35055.75
MACHINERY	1736850.00	0.00	0.00	1736850.00		1554474.27	182375.73	27356.36	1581830.63	155019.37
GRANT TOTAL	90204782.01	1535297.00	0.00	91740079.01		52492680.82	39247398.19	2730341.90	55223022.72	36517056.29

SOURASHTRA COLLEGE, MADURAI.
INCOME AND EXPENDITURE ACCOUNT FOR THE YEAR ENDED 31.03.2023

Year ended 31.03.2022 Rs. P.	Expenditure	Year ended 31.03.2023 Rs. P.
	To Teaching & Administrative Staff - ECS	
	Pay	99712334
	Grade Pay	0
	D.A	33372060
	H.R.A	4237823
	C.C.A	706959
	Medical Allowance	341243
	Special Allowance & Special Pay	240
	Conveyance Allowance	22365
118840934.00	Other Allowances	---- 138393024.00
0.00	To Advertisement Expenses	
2171.00	To Telephone Expenses	
1262.00	To Postage and Telegrams	6519.00
213480.00	To Electricity Charges	242465.00
11275.00	To Printing and Stationary	15515.00
5960.00	To Office Expenses	141674.00
3671480.04	To Depreciation	3208118.32
14166413.00	To Other arrear salary payment (Schedule-2)	329700.00
5000.00	To TNU State Council for Higher Education	0.00
1396.00	To Stationary & Other Expenses	609.00
271.00	To Bank charges	1417.00
1000.00	To Government Audit Fee	0.00

136920642.04

142339041.32

Place: Madurai

S.R.V. RAVINDRAN
PRINCIPAL


D.R. KUMARESH
SECRETARY

Date : 18.08.2023


SOURASHTRA COLLEGE, MADURAI.
INCOME AND EXPENDITURE ACCOUNT FOR THE YEAR ENDED 31.03.2023

Year ended 31.03.2022 Rs. P.	Income	Year ended 31.03.2023 Rs. P.
74979.00	By Application and Registration Fee	65966.00
404.00	By Admission fee	289.00
118840934.00	By Salary Grant	138393024.00
85816.00	By Interest on University Endowment	90188.00
14166413.00	By Other Arrear Salary Grant (Schedule-2)	329700.00
	OTHER RECEIPTS	
818.00	By Interest on S.B. account (No.1809)Non-salary A/c	916.00
0.00	By Miscellaneous Receipt	2402.00
3751278.04	By Excess of Expenditure over Income	3456556.32

136920642.04

142339041.32

As per my report of even date



(Signature)
(B.R. CHANDRASEKARAN)
CHARTERED ACCOUNTANT

SOURASHTRA COLLEGE :: MADURAI - 625.004.

CORRESPONDENT BOOK - SCHEDULE OF ASSETS

STATEMENT OF DEPRECIATION AS ON 31.03.2023

SCHEDULE NO. 1

S.No.	Particulars of Assets	W.D.V.as on 31.03.2022	Additions During the Year	Total Value as on 31.03.2023	Rate of Depre- ciation	Total Depre- ciation for the Year	W.D.V.as on 31.03.2023
1	Laboratory Equipments	4635973.04	0.00	4635973.04	15%	695395.96	3940577.08
	From 01.04.2022 to 30.09.2022	0.00	0.00	0.00	15%	0.00	0.00
	From 01.10.2022 to 31.03.2023	0.00	0.00	0.00	7.5%	0.00	0.00
		4635973.04	0.00	4635973.04		695395.96	3940577.08
2	Library Books	577002.11	0.00	577002.11	15%	86550.32	490451.79
	From 01.04.2022 to 30.09.2022	0.00	0.00	0.00	15%	0.00	0.00
	From 01.10.2022 to 31.03.2023	0.00	0.00	0.00	7.5%	0.00	0.00
		577002.11	0.00	577002.11		86550.32	490451.79
3	Games Equipment	5270016.40	0.00	5270016.40	15%	790502.46	4479513.94
	From 01.04.2022 to 30.09.2022	0.00	0.00	0.00	15%	0.00	0.00
	From 01.10.2022 to 31.03.2023	0.00	0.00	0.00	7.5%	0.00	0.00
		5270016.40	0.00	5270016.40		790502.46	4479513.94
4	Furniture	419524.14	0.00	419524.14	15%	62928.62	356595.52
	From 01.04.2022 to 30.09.2022	0.00	0.00	0.00	15%	0.00	0.00
	From 01.10.2022 to 31.03.2023	0.00	0.00	0.00	7.5%	0.00	0.00
		419524.14	0.00	419524.14		62928.62	356595.52
4	Building	15724850.49	0.00	15724850.49	10%	1572485.05	14152365.44
	From 01.04.2022 to 30.09.2022	0.00	0.00	0.00	10%	0.00	0.00
	From 01.10.2022 to 31.03.2023	0.00	0.00	0.00	5%	0.00	0.00
	(Fitness Centre with Science Backup)	15724850.49	0.00	15724850.49		1572485.05	14152365.44
5	Typewriter & Office Appliances	403.89	0.00	403.89	15%	60.58	343.31
6	Xerox Machine	382.89	0.00	382.89	15%	57.43	325.46
7	Waterpipe Accessories	242.22	0.00	242.22	15%	36.33	205.89
8	Library furniture	182.12	0.00	182.12	15%	27.32	154.80
9	Audio visual Edn.Equipments	438.13	0.00	438.13	15%	65.72	372.41
10	Electrical fittings	54.54	0.00	54.54	15%	8.18	46.36
11	Cycle	2.31	0.00	2.31	15%	0.35	1.96
	Total	1706.10	0.00	1706.10		255.91	1450.19
	Grand Total Rs.	26629072.28	0.00	26629072.28		3208118.32	23420953.96

SOURASHTRA COLLEGE COUNCIL, SELF FINANCE COURSES
INCOME AND EXPENDITURE ACCOUNT FOR THE YEAR ENDED 31.03.2023

Year ended 31.03.2022 Rs. P.	Expenditure	Year ended 31.03.2023 Rs. P.
1,83,917.00	To Advertisement	2,84,157.00
10,000.00	To Aiffiliation Fee	11,26,900.00
25,500.00	To Annual Maintenance Charges	28,000.00
27,600.00	To Bonus, Deepavali Gifts	25,900.00
25,369.00	To Campus Amenity Expenses	83,730.00
12,449.00	To Campus Interview Expenses	5,941.00
0.00	To Convocation Expenses	83,249.00
7,02,058.79	To Depreciation	9,86,024.27
460.40	To Depreciation - Hostel Fixed Assets : MEN	391.34
11,049.77	To Depreciation - Hostel Fixed Assets : WOMEN	12,932.30
3,55,301.00	To Employee state Insurance Contribution	3,31,212.00
55,735.00	To Fuel charges	3,77,689.91
1,19,703.00	To Games Expenditure	92,328.00
0.00	To Guest Lecture	3,000.00
6,04,264.00	To Honorarium staff	12,63,669.00
5,88,800.00	To Hostel Expenses : Women	5,88,268.00
0.00	To Hostel Expenses : Men	2,51,960.00
20,240.00	To Identity Card	44,555.00
6,919.00	To Insurance to Vehicles	0.00
57,041.00	To Internet Charges	56,640.00
29,232.00	To Lab Consumable	74,992.00
2,94,241.00	To Lighting Charges	4,56,323.00
85,761.00	To Maintenance Expenses	5,72,640.00
37,723.60	To MBA Department Expenses	44,140.00
4,90,351.89	To Miscellaneous Expenses	17,42,675.77
11,84,971.00	To PF Contribution	10,77,796.00
2,084.00	To Postage and Telegram	2,463.00
11,140.00	To Printing Charges	67,605.00
5,000.00	To Private College Management Association	11,000.00
1,16,358.00	To Property Tax Remittance	0.00
4,873.00	To Repairs & Upkeep	18,483.00
1,13,52,519.00	To Salary Teaching & Non Teaching Staff	1,06,75,917.00
12,30,192.00	To Security charges	17,14,846.00
1,64,522.00	To Seminar Expenses	60,160.00
24,264.00	To Stationary Expenses	87,277.00
47,820.00	To Student Group Insurance Scheme	42,530.00
1,261.00	To Telephone Expenses	17,523.68
2,420.00	To Uniform Expenses	0.00
0.00	To Excess of Income Over Expenditure	88,54,229.73

1,78,91,140.45

3,11,67,148.00

Place: Madurai
Date : 18.08.2023


P.K. MOTHILAL
PRESIDENT


D.R.KUMARESH
SECRETARY

**SOURASHTRA COLLEGE COUNCIL, SELF FINANCE COURSES
INCOME AND EXPENDITURE ACCOUNT FOR THE YEAR ENDED 31.03.2023**

Year ended 31.03.2022 Rs. P.	Income	Year ended 31.03.20 23 Rs. P.
5,49,900.00	By Hostel Fees : Women	5,62,950.00
0.00	By Hostel Fees : Men	3,32,750.00
	By Interest on SB Account - SF A/c.	1,83,882.00
	By Interest on SB Account - Hostel A/c. MEN	6,965.00
1,47,117.00	By Interest on SB Account - Hostel A/c. WOMEN	15,533.00
2,40,215.00	By Interest on University Endowment	2,06,380.00
1,17,21,850.00	By Laboratory & Other Fees	2,52,453.00
3,82,763.00	By Miscellaneous Receipts	2,14,18,193.00
1,02,561.00	By Sale of Application	11,60,032.00
36,22,280.00	By Tuition Fees	1,37,400.00
11,24,454.45	By Excess of Expenditure over Income	70,96,990.00
		0.00

1,78,91,140.45

R.R.B.
R.R. BASKAR
TREASURER

3,11,67,148.00
As per my report of even date

B.R. Chandrasekaran
(B.R. CHANDRASEKARAN)
CHARTERED ACCOUNTANT



SOURASHTRA COLLEGE COUNCIL :: MADURAI
SELF FINANCING COURSES
SCHEDULE OF FIXED ASSETS AND DEPRECIATION
AS on 31.03.2023

SL. No.	Particulars of Assets	W.D.V.as on 31.03.2022 Rs. Ps.	Additions During the Year	Total Cost as on 31.03.2023	Rate of Depreciation	Depreciation for the year 31.03.2023	W.D.V.as on 31.03.2023 Rs. Ps.
1	Library Books:	619164.71	0.00	619164.71	15%	92874.71	526290.00
	01.04.2022 to 30.09.2022		11900.00	11900.00	15%	1785.00	10115.00
	01.10.2022 to 31.03.2023		9956.00	9956.00	7.5%	746.70	9209.30
		619164.71	21856.00	641020.71		95406.41	545614.30
2	Furniture:	467063.04	0.00	467063.04	15%	70059.46	397003.58
	01.04.2022 to 30.09.2022		0.00	0.00	15%	0.00	0.00
	01.10.2022 to 31.03.2023		115050.00	115050.00	7.5%	8628.75	106421.25
		467063.04	115050.00	582113.04		78688.21	503424.83
3	Laboratory Equipment:	711212.58	0.00	711212.58	15%	106681.89	604530.69
	01.04.2022 to 30.09.2022		5400.00	5400.00	15%	810.00	4590.00
	01.10.2022 to 31.03.2023		0.00	0.00	7.5%	0.00	0.00
		711212.58	5400.00	716612.58		107491.89	609120.69
4	Office Equipment:	119858.29	0.00	119858.29	15%	17978.74	101879.55
	01.04.2022 to 30.09.2022		0.00	0.00	15%	0.00	0.00
	01.10.2022 to 31.03.2023		208700.00	208700.00	7.5%	15652.50	193047.50
		119858.29	208700.00	328558.29		33631.24	294927.05
5	Electrical Fittings:	278897.61	0.00	278897.61	15%	41834.64	237062.97
	01.04.2022 to 30.09.2022		115912.00	115912.00	15%	17386.80	98525.20
	01.10.2022 to 31.03.2023		250846.00	250846.00	7.5%	18813.45	232032.55
		278897.61	366758.00	645655.61		78034.89	567620.72
6	Computer Lab Equipment:	1407263.49	0.00	1407263.49	15%	211089.52	1196173.97
	01.04.2022 to 30.09.2022		928700.00	928700.00	15%	139305.00	789395.00
	01.10.2022 to 31.03.2022		2072650.00	2072650.00	7.5%	155448.75	1917201.25
		1407263.49	3001350.00	4408613.49		505843.27	3902770.22
7	Water Pipe & Accessories:	104039.88	0.00	104039.88	15%	15605.98	88433.90
	01.04.2022 to 30.09.2022		0.00	0.00	15%	0.00	0.00
	01.10.2022 to 31.03.2023		0.00	0.00	7.5%	0.00	0.00
		104039.88	0.00	104039.88		15605.98	88433.90
8	Xerox Machine:	40488.78	0.00	40488.78	15%	6073.32	34415.46
	01.04.2022 to 30.09.2022		0.00	0.00	15%	0.00	0.00
	01.10.2022 to 31.03.2023		0.00	0.00	7.5%	0.00	0.00
		40488.78	0.00	40488.78		6073.32	34415.46
9	Machinery:	3321.17	0.00	3321.17	15%	498.18	2822.99
	01.04.2022 to 30.09.2022		0.00	0.00	15%	0.00	0.00
	01.10.2022 to 31.03.2023		0.00	0.00	7.5%	0.00	0.00
		3321.17	0.00	3321.17		498.18	2822.99
10	CCTV Camara:	262466.54		262466.54	15%	39369.98	223096.56
	01.04.2022 to 30.09.2022		45606.00	45606.00	15%	6840.90	38765.10
	01.10.2022 to 31.03.2023		247200.00	247200.00	7.5%	18540.00	228660.00
		262466.54	292806.00	555272.54		64750.88	490521.66
	Grand Total	4013776.09	4011920.00	8025696.09		986024.27	7039671.82
11	Hostel Fixed Assets:(MEN)	2608.93		2608.93	15%	391.34	2217.59
	01.04.2022 to 30.09.2022		0.00	0.00	15%	0.00	0.00
	01.10.2022 to 31.03.2023		0.00	0.00	7.5%	0.00	0.00
		2608.93	0.00	2608.93		391.34	2217.59
12	Hostel Fixed Assets:WOMEN	62615.36		62615.36	15%	9392.30	53223.06
	01.04.2022 to 30.09.2022		23600.00	23600.00	15%	3540.00	20060.00
	01.10.2022 to 31.03.2023		0.00	0.00	7.5%	0.00	0.00
		62615.36	23600.00	86215.36		12932.30	73283.06

**SOURASHTRA COLLEGE COUNCIL, AUTONOMOUS EXAMINATION A/c
INCOME AND EXPENDITURE ACCOUNT FOR THE YEAR ENDED 31.03.2023**

Year ended 31.03.2022 Rs. P.	Expenditure	Year ended 31.03.2023 Rs. P.
40091.00	To Meeting Expenses	291023.00
154769.00	To Printing & Stationary	129256.00
1008923.00	To Summative & Supplementary Exam Expenses	1287354.00
24000.00	To Annual Maintenance Contract	24000.00
366.00	To Bank Charges	1285.00
400.00	To Conveyance Expenses	0.00
32366.30	To Depreciation	387620.44
11417.00	To ESI	7012.00
20368.00	To Maintenance Expenses	19511.00
30117.00	To Miscellaneous Expenses	156126.00
27859.00	To PF Contribution	22777.00
600.00	To Pongal Gift	1000.00
586726.00	To Salary	737341.00
91887.00	To Staff Refreshment	59386.00
28320.00	To Telephone Charges	28320.00
32782.00	To Academic Audit Remuneration	31818.00
0.00	To Honorarium to Examination Controllers	8000.00
0.00	To Incentive	4500.00
2005066.21	To Excess of Income Over Expenditure	2982361.07

4096057.51

6178690.51

Place: Madurai
Date : 18.08.2023


P.K. MOTHILAL
PRESIDENT


D.R. KUMARESH
SECRETARY

**SOURASHTRA COLLEGE COUNCIL, AUTONOMOUS EXAMINATION A/c
INCOME AND EXPENDITURE ACCOUNT FOR THE YEAR ENDED 31.03.2023**

Year ended 31.03.2022 Rs. P.	Income	Year ended 31.03.2023 Rs. P.
2123043.50	By Fees from the Aided Students	2446380.37
1687992.01	By Fees from the SF Students	3377924.14
285022.00	By Bank Interest	343121.00
0.00	By Miscellaneous Receipt	11265.00

4096057.51




R.R. BASKAR
TREASURER



59

6178690.51

As per my report of even date



(B.R. CHANDRASEKARAN)
CHARTERED ACCOUNTANT

SOURASHTRA COLLEGE COUNCIL :: MADURAI
AUTONOMOUS EXAMINATION FEE A/c.
SCHEDULE OF FIXED ASSETS AND DEPRECIATION
AS on 31.03.2023

SL. No.	Particulars of Assets	W.D.V.as on 31.03.2022 Rs. Ps.	Additions During the Year	Total Cost as on 31.03.2023	Rate of Depreciation	Depreciation for the year 31.03.2023	W.D.V.as on 31.03.2023 Rs. Ps.
1	A/c. Machine	44474.93		44474.93	15%	6671.24	37803.69
	01.04.2022 to 30.09.2022	0	0.00	0.00	15%	0.00	0.00
	01.10.2022 to 31.03.2023	0	0.00	0.00	7.5%	0.00	0.00
		44474.93	0.00	44474.93		6671.24	37803.69
2	Computer	114319.36		114319.36	15%	17147.90	97171.46
	01.04.2022 to 30.09.2022		250800.00	250800.00	15%	37620.00	213180.00
	01.10.2022 to 31.03.2023		0.00	0.00	7.5%	0.00	0.00
		114319.36	250800.00	365119.36		54767.90	310351.46
3	Furniture	24614.68		24614.68	15%	3692.20	20922.48
	01.04.2022 to 30.09.2022		0.00	0.00	15%	0.00	0.00
	01.10.2022 to 31.03.2023		0.00	0.00	7.5%	0.00	0.00
		24614.68	0.00	24614.68		3692.20	20922.48
4	Printer/ Xerox Machine			0.00		0.00	0.00
	01.04.2022 to 30.09.2022	0	0.00	0.00	15%	0.00	0.00
	01.10.2022 to 31.03.2023	0	217710.00	217710.00	7.5%	16328.25	201381.75
		0.00	217710.00	217710.00		16328.25	201381.75
4	Building			0.00		0.00	0.00
	01.04.2022 to 30.09.2022	0	6123217.00	6123217.00	5.0%	306160.85	5817056.15
	01.10.2022 to 31.03.2023	0	0.00	0.00	5.0%	0.00	0.00
		0.00	6123217.00	6123217.00		306160.85	5817056.15
	Grand Total	183408.97	6591727.00	6775135.97		387620.44	6387515.53

Special Fees (Principal) A/c.

Sourashtra College,
Vilachery Main Road,
Pasumalai, Madurai-625 004

Income & Expenditure Statement

1-Apr-2022 to 31-Mar-2023

Particulars	1-Apr-2022 to 31-Mar-2023	Particulars	1-Apr-2022 to 31-Mar-2023
Direct Expenses	7,29,498.00	Direct Incomes	2,95,182.00
Laboratory Expenses	5,21,002.00	Fees From Studens	2,95,182.00
Association Expenses	2,792.00		
Bank Charges	38.00	Excess of Expenditure over Income	4,34,316.00
Electricity Charges	1,14,345.00		
Library Expenses	35,324.00		
Magazine Expenses	350.00		
Stationary Expenses	55,647.00		
Total	7,29,498.00	Total	7,29,498.00